
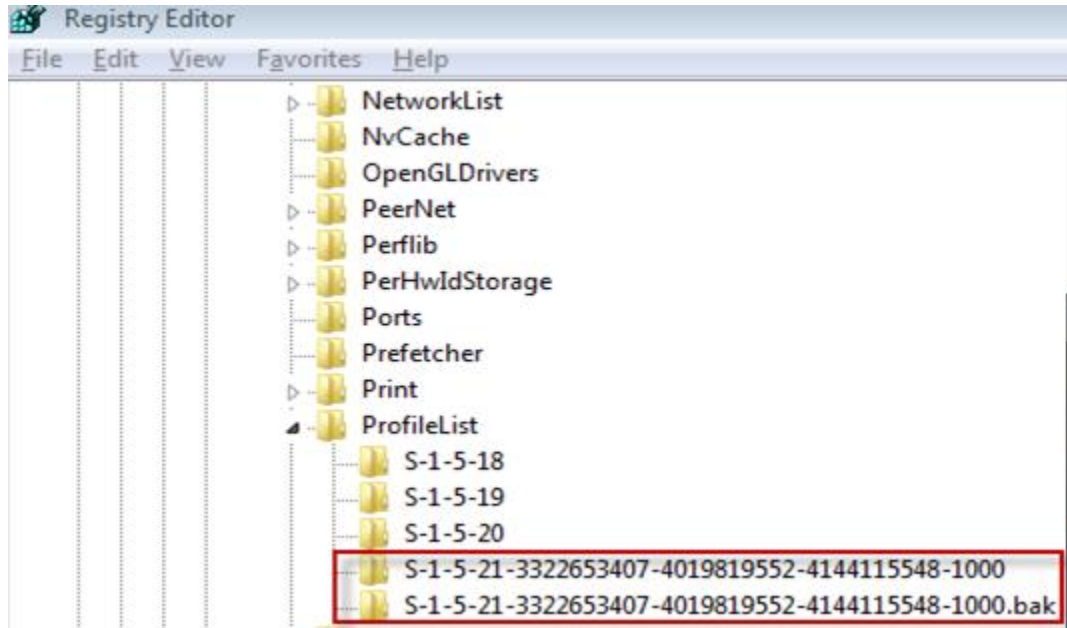


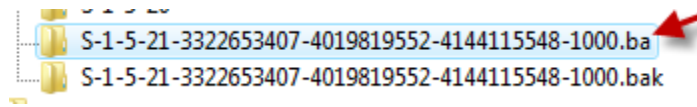
When turning pc on, keep hitting **F8** until you see Safe Mode, select **Safe Mode**

1. Click **Start** 
2. At the "Search box" Type in **regedit**, and press Enter.
3. If prompted by UAC, click **Continue** or **Yes**
4. In **Registry Editor**, go to:

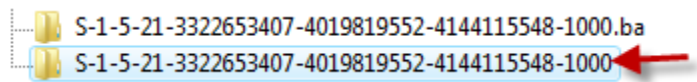
HKEY_LOCAL_MACHINE-->SOFTWARE-->Microsoft-->Windows NT-->CurrentVersion-->ProfileList



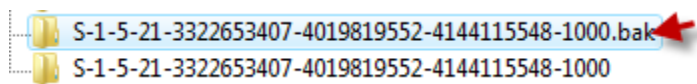
1. Right click the folder without **.bak** and choose Rename. Then add **.ba** at the end of the folder name.



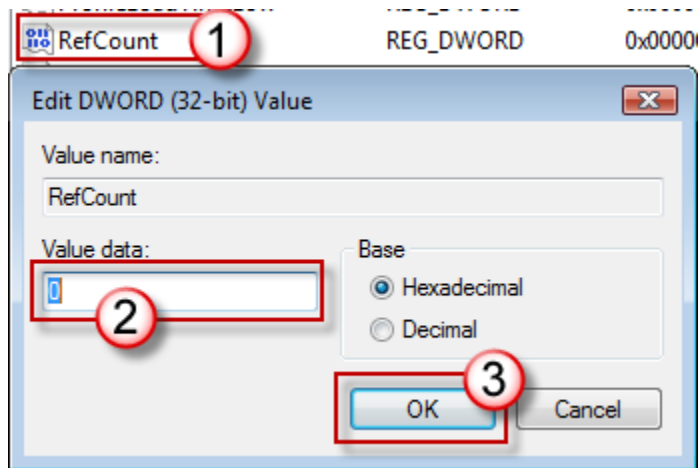
2. Right click the folder with **.bak** and choose Rename. Then remove **.bak** at the end of the folder name.



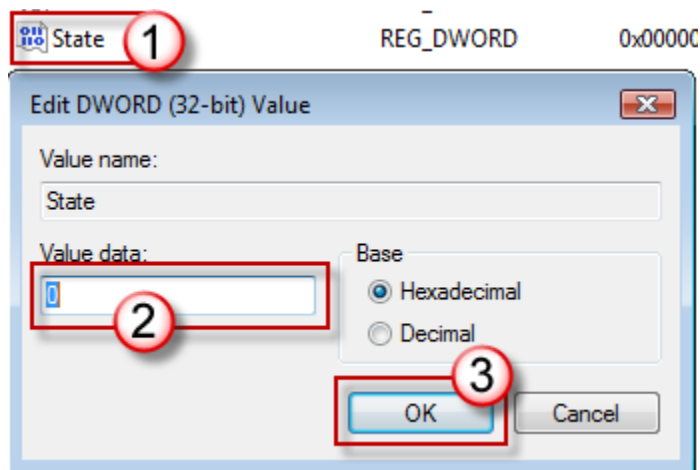
3. Right click the folder with **.ba** and choose Rename. Then change the **.ba** to **.bak** at the end of the folder name.



5. Choose the folder **without .bak**, in the right pane, double click **RefCount** and type 0 and then click **OK**.



6. Choose the folder without **.bak**, in the right pane, double click **State** and type 0 and then click **OK**.



7. Close **Registry Editor**.
8. Restart the computer.